

# Non-Collinear Configuration for Dichromatic Squeezing

Alessandra Andreoni, Maria Bondani, G. Mauro D'Ariano<sup>a</sup>, and Matteo G. A. Paris<sup>a</sup>

Unità INFM di Como and Dipartimento di Scienze Chimiche Fisiche e Matematiche,  
Università dell'Insubria, via Valleggio 11, I-22100 Como

<sup>a</sup> Quantum Optics Group, Unità INFM and Dipartimento di Fisica 'Alessandro Volta',  
Università di Pavia, via Bassi 6, I-27100 Pavia

Reprint requests to Dr. M. B.; E-mail: bondani@fis.unico.it

Z. Naturforsch. **56 a**, 165–168 (2001); received February 8, 2001

*Presented at the 3rd Workshop on Mysteries, Puzzles and Paradoxes in Quantum Mechanics,  
Gargnano, Italy, September 17 - 23, 2000.*

We propose a non-collinear experimental scheme for the joint generation of two amplitude-squeezed beams at the frequencies  $\omega_1$  and  $\omega_2$ , fundamental and second harmonics of a Nd:YAG laser pulse. The scheme consists of two successive steps, both involving second-order non-linear interactions in  $\beta$ -BaB<sub>2</sub>O<sub>4</sub> non-linear crystals. One of the output beams show subPoissonian photon statistics, and this allows to use photodetection instead of homodyne detection for diagnostics.

**Key words:** Nonclassical Field States; Nonlinear Optics; Frequency Conversion.

In this paper we describe an experimental realization of a scheme for the generation of dichromatic squeezing recently proposed [1]. The experiment requires two non-collinear interactions in two (second order) non-linear  $\beta$ -BaB<sub>2</sub>O<sub>4</sub> crystals at the frequencies  $\omega_3 = \omega_1 + \omega_2$ ,  $\omega_1$  being the fundamental,  $\omega_2$  the second harmonics and  $\omega_3$  the third harmonics of an Nd:YAG laser. Our setup is schematically depicted in Figure 1. The first crystal operates as a nondegenerate optical parametric amplifier (NOPA), which couples the three modes  $a_j$  at the frequencies  $\omega_j$ ,  $j = 1, 2, 3$ . The NOPA is pumped at  $\omega_3$ , whereas a weak seeding beam excites the mode at  $\omega_1$ . In the rotating wave approximation, the Hamiltonian of the NOPA under phase-matching conditions can be written as  $\hat{H}_1 \propto a_1 a_2 a_3^\dagger + a_1^\dagger a_2^\dagger a_3$ , and therefore, within the parametric approximation, the unitary evolution (interaction picture) is given by

$$\hat{U}_\lambda = \exp \left[ \lambda a_1^\dagger a_2^\dagger - \lambda^* a_1 a_2 \right], \quad (1)$$

where the coupling  $\lambda$  is given by  $\lambda = -i\tau\gamma$ ,  $\tau$  being a rescaled interaction time and  $\gamma$  the complex amplitude of the pump, that we will take as real in the following. If the seed beam at frequency  $\omega_1$  is a coherent state of amplitude  $\alpha_1$  at the output of the first crystal we

have  $|\psi_1\rangle = \hat{D}_1(\mu\alpha_1) \otimes \hat{D}_2(\nu\alpha_1^*) |\psi_{\text{twb}}\rangle$ , where  $\mu = \cosh |\lambda|$ ,  $\nu = \sinh |\lambda|$  and  $|\psi_{\text{twb}}\rangle$  denotes the so-called twin-beam

$$|\psi_{\text{twb}}\rangle = \hat{U}_\lambda |0\rangle = \sqrt{1 - |\chi|^2} \sum_{n=0}^{\infty} \chi^n |n\rangle_1 \otimes |n\rangle_2 \quad (2)$$

with  $\chi = \arg(\lambda) \tanh |\lambda|$ . The expression in (2) represents the maximally entangled state of the two outgoing modes  $a_1$  and  $a_2$ .

We can define the gain of the device as

$$G_1 = \frac{\langle a_1^\dagger a_1 \rangle_{\text{out}} - \langle a_1^\dagger a_1 \rangle_{\text{in}}}{\langle a_1^\dagger a_1 \rangle_{\text{in}}} \quad (3)$$

$$= \sinh^2 |\lambda| (1 + 1/\langle a_1^\dagger a_1 \rangle_{\text{in}}).$$

The second term in (3) accounts for the parametric down-conversion of the vacuum, a genuine quantum effect, while the first term can be compared with the gain calculated in a classical analysis of the parametric amplifier. In fact, if we consider a vectorial and non-collinear system of Maxwell equations [2] in phase-matching conditions, we get the following expression for the gain in the first crystal:

$$\Gamma_1 = \sinh^2 \left( \frac{2 g_{\text{eff}} |a_3(0)|}{\sqrt{\cos \theta_1 \cos \theta_2}} \frac{z}{2} \right), \quad (4)$$

0932-0784 / 01 / 0100-0165 \$ 06.00 © Verlag der Zeitschrift für Naturforschung, Tübingen · www.znaturforsch.com



Dieses Werk wurde im Jahr 2013 vom Verlag Zeitschrift für Naturforschung in Zusammenarbeit mit der Max-Planck-Gesellschaft zur Förderung der Wissenschaften e.V. digitalisiert und unter folgender Lizenz veröffentlicht: Creative Commons Namensnennung-Keine Bearbeitung 3.0 Deutschland Lizenz.

Zum 01.01.2015 ist eine Anpassung der Lizenzbedingungen (Entfall der Creative Commons Lizenzbedingung „Keine Bearbeitung“) beabsichtigt, um eine Nachnutzung auch im Rahmen zukünftiger wissenschaftlicher Nutzungsformen zu ermöglichen.

This work has been digitalized and published in 2013 by Verlag Zeitschrift für Naturforschung in cooperation with the Max Planck Society for the Advancement of Science under a Creative Commons Attribution-NoDerivs 3.0 Germany License.

On 01.01.2015 it is planned to change the License Conditions (the removal of the Creative Commons License condition "no derivative works"). This is to allow reuse in the area of future scientific usage.

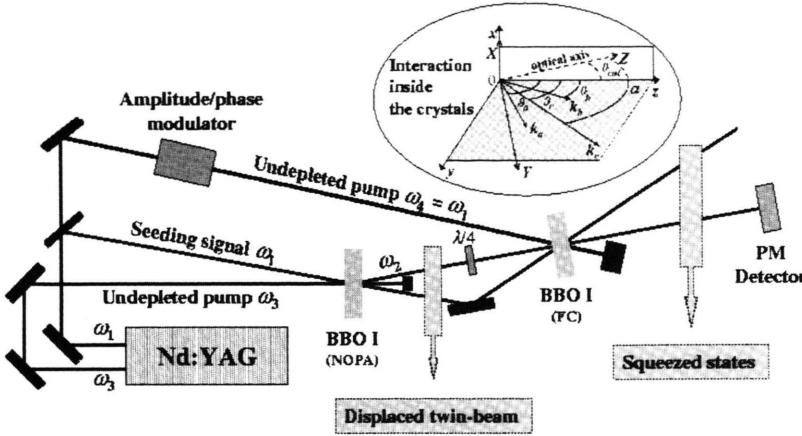


Fig. 1. Experimental setup for non-collinear dichromatic squeezing generation. The cut angles of the crystals are supposed to be equal to the respective tuning angles, so that the two extraordinary fields (the one at  $\omega_3$  in the first crystal, NOPA, and the one at  $\omega_2$  in the second crystals, FC) enter the crystals orthogonally. The inset shows in detail the non-collinear interaction inside the two crystals ( $a \rightarrow 1, b \rightarrow 2, c \rightarrow 3$ , in the NOPA while  $a \rightarrow 1, b \rightarrow 4, c \rightarrow 2$  in the FC).

where, according to Fig. 1,  $\theta_j$  are the angles between the propagation directions of the fields inside the crystal and the direction  $z$  of the normal to the entrance face, and

$$g_{\text{eff}} = (d_{22} \cos \alpha + d_{31} \sin \alpha) \sqrt{\frac{2\hbar\omega_1\omega_2\omega_3\eta_0^3}{n_1n_2n_3}}, \quad (5)$$

$\alpha$  being the tuning angle,  $\eta_0$  the vacuum impedance,  $n_j$  the refraction indexes at frequencies  $\omega_j$ , and  $d_{22}$  and  $d_{31}$  the second-order non-linear coefficients of the crystal [3]. Finally  $|a_3(0)|^2 = I_3/\hbar\omega_3$  is the photon flux corresponding to an intensity  $I_3$  of the pump.

Thus, by identifying the gain in (4) with the first term in (3), we obtain

$$|\lambda| = \frac{g_{\text{eff}}|a_3(0)|}{\sqrt{\cos \theta_1 \cos \theta_2}} z, \quad (6)$$

which establishes a relation between quantum and classical parameters.

The second crystal operates as a frequency converter (FC) and, in the limit of a classical undepleted pump at  $\omega_4 = \omega_2 - \omega_1 \equiv \omega_1$ , realizes an “effective” balanced beam splitter, which mixes the two incident fields at  $\omega_1$  and  $\omega_2$ . As a consequence of mixing, the entanglement obtained in the first crystal is transformed into squeezing [4], so that the output consists of a pair of uncorrelated squeezed beams at frequencies  $\omega_1$  and  $\omega_2$  [1]. The Hamiltonian of the device, under phase-matching conditions and in the rotating wave approximation, can be written as  $\hat{H}_2 \propto a_1 a_4 a_2^\dagger + a_1^\dagger a_4^\dagger a_2$  and the corresponding unitary evolution operator can be made equivalent to that of a balanced 50/50 beam splitter by an appropriate tuning

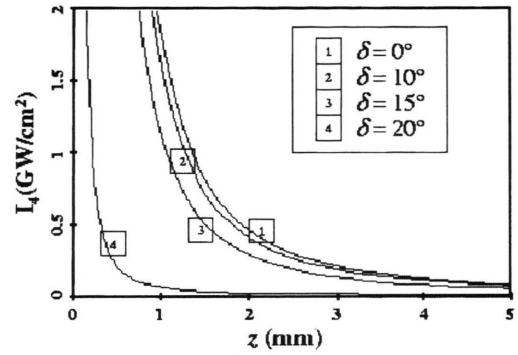


Fig. 2. Intensity of the pump in the second crystal, necessary to realize the dichromatic beam splitter, as a function of the thickness of the crystal (cut at  $\theta_{\text{cut}} = 22.78^\circ$ , optimal for collinear second harmonics generation) and for several angles  $\delta = \theta_1 - \theta_2$  (see Fig. 1).

of the effective interaction time (i. e. crystal length and pump intensity)  $\hat{V}_{\pi/4} = \exp[-i\pi/4(a_1 a_2^\dagger + a_1^\dagger a_2)]$ . The overall output state from the setup is thus given by

$$|\psi_2\rangle = [\hat{D}_1(\beta_1) \otimes \hat{D}_2(\beta_2)] [\hat{S}_1(\lambda) \otimes \hat{S}_2(-\lambda)] |0\rangle, \quad (7)$$

where

$$\beta_1 = \mu \frac{\alpha_1}{\sqrt{2}} + \nu \frac{\alpha_1^*}{\sqrt{2}}, \quad \beta_2 = \mu \frac{\alpha_1}{\sqrt{2}} - \nu \frac{\alpha_1^*}{\sqrt{2}} \quad (8)$$

are the final amplitudes of the fields at  $\omega_1$  and  $\omega_2$ , respectively. The final result is thus a couple of squeezed state in the modes at the frequencies  $\omega_1$  and  $\omega_2$ . The squeezing amplitudes  $|\lambda|$  is the same for the two modes, whereas the squeezing phases are shifted by  $\pi$  to each other, which means that the two modes are squeezed in orthogonal directions. By varying the

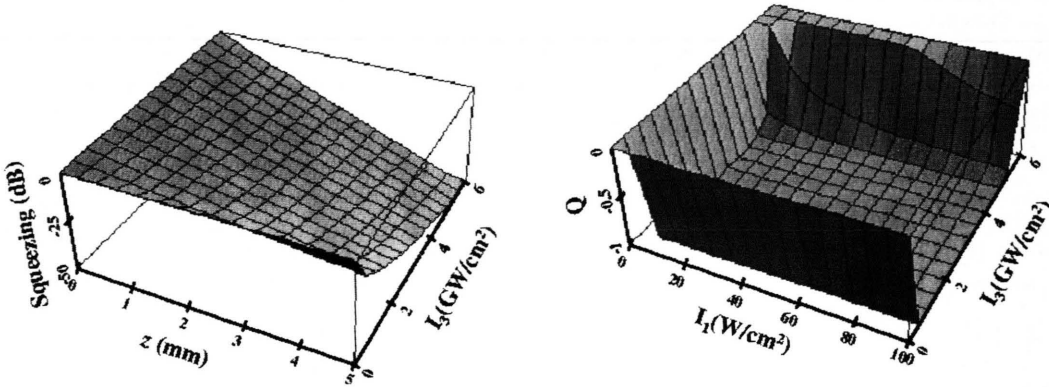


Fig. 3. Left: squeezing as a function of the first-crystal thickness and of the intensity of the pump in the first step. Right: Mandel  $Q$ -factor for the beam at frequency  $\omega_2$  as a function of the intensity of the pump and the seeding beam in the first step. The crystal is supposed to be cut at  $\theta_{\text{cut}} = 31.29^\circ$  (optimal for collinear third harmonics generation), and a non-collinearity angle  $\delta = \theta_1 - \theta_3 = 10^\circ$  (see Fig. 1) has been chosen.

initial coherent amplitude  $\alpha_1$  one may tune the final amplitudes according to (8).

The comparison between quantum and classical parameters in the second crystal can be made by solving the same system of vectorial and non-collinear Maxwell equations cited above [2] in phase-matching conditions, and comparing the coefficients of the classical mode-transformation with those obtained applying  $\hat{H}_2$ . We thus get:

$$\frac{2g|a_4(0)|}{\sqrt{\cos\theta_1 \cos\theta_2}} \frac{z}{2} = \frac{\pi}{4}, \quad (9)$$

where  $g = \sqrt{d_{22}^2 + d_{31}^2}$  and  $|a_4(0)|^2 = I_4/\hbar\omega_1$  is the photon flux corresponding to an intensity  $I_4$  of the FC pump.

In Fig. 2 we show the intensity  $I_4$  calculated after (9) as a function of the  $z$ -coordinate inside the crystal for several angles of non-collinearity  $\delta = \theta_1 - \theta_2$ .

The amount of squeezing  $S$  achievable at the output depends only on the gain of the parametric amplifier, *i.e.* on the value of  $\lambda$ . The squeezing  $S$  can be quantified by [1]  $S = (1 + N) - \sqrt{N(N+2)}$ , where in the case of one incident coherent state of amplitude  $\alpha_1$  we have

$$N = \frac{2G_1|\alpha_1|^2}{1 + |\alpha_1|^2}, \quad (10)$$

$N$  being the number of photons in the twin-beam and  $G_1$  the gain of the parametric amplifier as given in (3).

In Fig. 3 we show the squeezing (noise reduction expressed in dB) as a function of the first-crystal thickness, and of the intensity of the pump in the first step.

An alternative characterization of the nonclassicality of the radiation emerging from the system is obtained by studying the photon-statistics of the fields. In fact, it is easy to show that one of the output squeezed states is also squeezed in the number of photons  $n$ , *i.e.* shows subPoissonian photon statistics, which, in terms of the Mandel's  $Q$  parameter, means

$$-1 \leq Q = \frac{(\Delta n)^2 - \langle n \rangle}{\langle n \rangle} < 0. \quad (11)$$

In terms of the parameters of our system, the subPoissonian field results to be the one at frequency  $\omega_2$ , for which we can write

$$Q = [2\mu^2\nu^2 + \beta_2^2(\mu - \nu)^2]/(\nu^2 + \beta_2^2) - 1, \quad (12)$$

which is displayed in Figure 3.

In conclusion, we have described a non-collinear experimental scheme for the joint generation of two amplitude-squeezed beams at the fundamental and second harmonics of an Nd:YAG laser pulse. Since one of the output beams show subPoissonian photon statistics, we suggest photodetection instead of homodyne detection for diagnostics. Notice that a detection based on photomultiplier tubes capable of

demonstrating a Poissonian statistics at relatively low number of photons is also suitable to detect subPoissonian statistics with a  $Q$  parameter as low as that reported in Figure 3.

#### *Acknowledgement*

This work has been supported by INFM project PAISS-99-TWIN.

- [1] A. Andreoni, M. Bondani, G. M. D'Ariano, and M. G. A. Paris, EPJD, in press.
- [2] M. Bondani, A. Andreoni, and Y. N. Denisyuk, Phys. Rev. Lett., submitted.
- [3] V. G. Dmitriev, G. G. Gurzadyan, and D. N. Nikogosyan, Handbook of Nonlinear Optical Crystals, Springer-Verlag, Berlin 1997.
- [4] M. G. A. Paris, Phys. Lett. A **225**, 28 (1997).